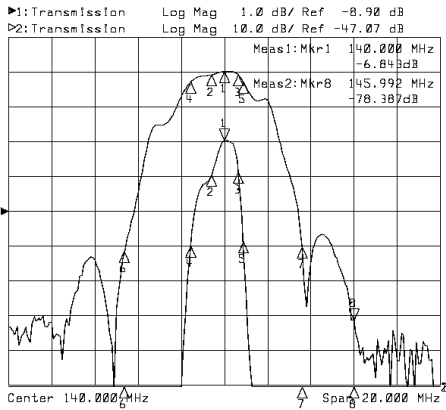


140MHz Low-loss Filter

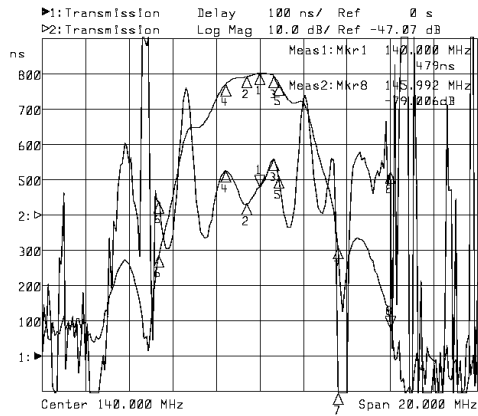
Part Number 140024L

Typical Performance



Horizontal: 2.0MHz/Div
Vertical: 1dB/Div& 10dB/Div

Note: All the data shown is for two SAW filters in cascaded configuration

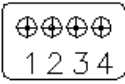
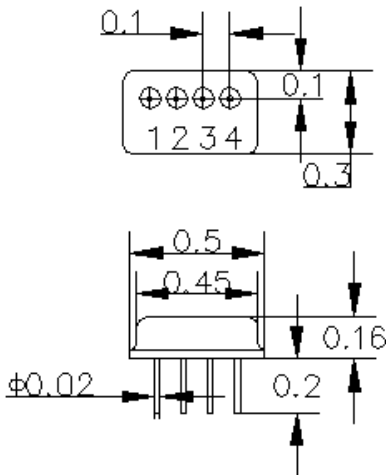


Horizontal: 2.0MHz/Div
Vertical: 100nsec/Div& 10dB/Div

Specifications

Parameter	Unit	Minimum	Typical	Maximum
Center Frequency	MHz	139.90	140.00	140.10
Insertion Loss at F0	dB		6.80	7.00
1 dB Bandwidth	MHz	1.20	1.24	
3 dB Bandwidth	MHz	2.40	2.44	
50dB Bandwidth	MHz		8.22	8.30
Passband Variation	dB		0.20	0.50
Group Delay Variation	nsec		150	200
Absolute Delay	usec		0.60	0.80
Ultimate Rejection	dB	68	70	
Substrate Material	-		128LiNbO3	
Ambient Temperature	°C	-40	25	80

Package



SB-7 IN (OUT) : 1
OUT (IN) : 4
GND : 2, 3