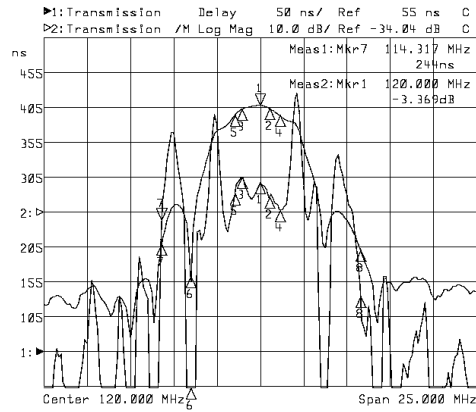
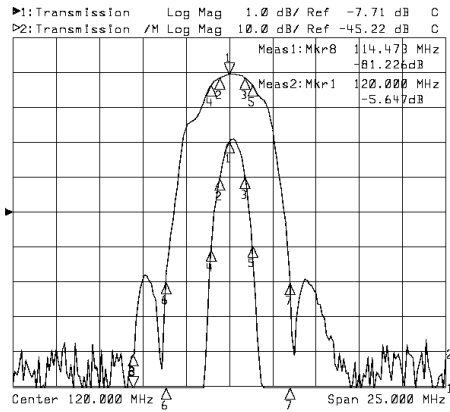


140MHz Low-loss Filter

Part Number 140015L

Typical Performance

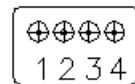
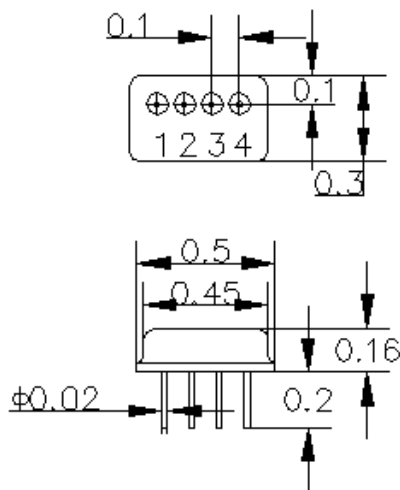


Horizontal: 2.5MHz/Div Vertical: 10dB/Div Horizontal: 2.5MHz/Div Vertical: 50nsec/Div
 Note: All the data shown are for two SAW filters in cascaded configuration

Specifications

Parameter	Unit	Minimum	Typical	Maximum
Center Frequency	MHz	139.9	140	140.1
Insertion Loss at F ₀	dB		6.0	
1 dB Bandwidth	MHz		1.00	
3 dB Bandwidth	MHz		1.50	
60dB Bandwidth	MHz		5.5~6.0	
Passband Variation	dB		0.2	
Phase Linearity	Deg			
Group Delay Variation	nsec		150	
Absolute Delay	usec		0.6	
Ultimate Rejection	dB		80	90
Substrate Material	-		128LiNbO ₃	
Ambient Temperature	°C		25	

Package



SB-7 IN (OUT) : 1
 OUT (IN) : 4
 GND : 2, 3